





## New Life Ultra Flat Wall Finish – Product Data



### QUICK CHECK

-  Interior
-  Water Wash Up
-  Brush, Roller or Airless Spray
-  Recoat – 2 hours

### **GENERAL DESCRIPTION**

A water based premium quality, acrylic, flat paint for use on interior walls.

### **USES**

Suitable for interior paper faced plasterboard, fibrous or set plaster, masonry, fibro, brick and hardboard.

### **COLOURS**

Available in White or Mid Tone Tint Base which allow machine tinting to a wide range of popular colours. Tinter, if added, should be thoroughly stirred or shaken into the paint immediately upon addition.

### **SIZES**

Available in 1 litre, 4 litre, 10 litre and 15 litre. (Mid Tone Tint Base not available in 1 & 15 litre).

### **COVERAGE**

Up to 16 square metres per litre depending upon surface porosity and application method.

### **APPLICATION**

Roller, soft bristle brush or airless spray.

**PROVIDE ADEQUATE VENTILATION DURING USE.**

### **DRYING TIMES**

Touch Dry Time - 30 minutes.

Recoat Dry Time - 2 hours.

Drying times refer to normal conditions (25°C, 50% humidity). Under cooler, humid or still conditions, longer drying times may be necessary.

**DO NOT USE IN TEMPERATURES BELOW 10°C OR ABOVE 30°C.**

### **DANGEROUS GOODS CLASSIFICATION**

Not classified as Dangerous Goods.

### **SURFACE PREPERATION**

**Previously Painted Surfaces:** Scrape off loose and flaking paint and make sure the remainder is firmly, wash down to remove dirt, grease and mould with Haymes Uni-Kleen Sugar Soap. Rinse with clean water, allow to dry and fill nail holes, cracks and imperfections with Haymes Unifill. Sand smooth and dust down. Apply one coat of Haymes Acrylic Sealer Undercoat. Prime bare timber or metal areas with the appropriate primer.

**New Paperfaced Plasterboard:** Fill imperfections with Haymes Unifill, sand smooth and dust down. Apply one coat of Haymes Paper Faced Plasterboard Sealer.

**Fibrous or Set Plaster:** Fill any imperfections with Haymes Unifill, sand smooth and dust down. Apply one coat of Haymes Sealer Binder and allow to dry 16 hours prior to recoating.

**Masonry, Fibro and Brick:** Clean surface using Haymes Uni-Kleen Sugar Soap. Fill imperfections with Haymes Unifill, sand smooth and dust down. Apply one coat of Haymes Acrylic Sealer Undercoat. **Note:** If painting asbestos cement, follow instructions as for masonry, fibro and brick but do not scrub or sand.

**New Hardboard:** Fill imperfections with Haymes Unifill, sand smooth and dust down. Apply two coats of Haymes Acrylic Timber Primer or a coat of Haymes Wood Primer White to avoid tannin stains bleeding through subsequent coats.

### **FINISHING**

Apply two coats of Haymes New Life Ultra Flat Wall Finish by brush, roller or airless spray. Allow to dry for 2 hours before re-coating.

### **THINNING & CLEAN UP**

May be thinned with up to 100ml of water per litre for first coat on porous surfaces. Apply subsequent coat/coats unthinned. Clean equipment with water immediately after use.

### **PAINTING CONDITIONS**

Do not apply if the temperature is below 10°C. In hot weather, avoid painting in direct sunlight. Avoid applying in the late afternoon or in doubtful weather as frost, dew or rain is likely to impair the durability of the coating.

### **CARE AND MAINTENANCE**

Protect the coating from abrasive contact for 7 days.

### **STORAGE**

Protect from extremes of temperature. Store between 5°C and 30°C.

**PRECAUTIONS**

- **Safety Directions:** Keep out of reach of children. Avoid contact with skin and eyes and inhalation of vapours. Wear suitable protective clothing, eye protection and impervious gloves when mixing and using. Handling and usage of this product must be carried out under well-ventilated conditions that prevent inhalation of vapours.
- **First Aid Directions:** If affected by inhalation, remove to fresh air. If breathing difficulties persists or occurs later, consult a doctor. If swallowed, **DO NOT INDUCE VOMITING**, drink plenty of water and seek immediate medical advice. Contact a doctor or Poisons Information Centre (Phone 13 11 26) if skin contact occurs; remove contaminated clothing and wash skin thoroughly with soap and water. If irritation occurs seek prompt medical advice. In case of eye contact, hold eyes open and flush with running water for at least 15 minutes and seek medical advice. Further information is available in the form of Material Safety Data and Product Information Sheets from your local Haymes Paint Distributor or Free call Haymes Paint on 1800 033 431.
- **Protect Our Environment:** **DO NOT** pour left over product down the drain. Retain it in a marked sealed container for future use or disposal via chemical waste collection programs. Dried empty plastic containers can be recycled and should be disposed of via council recycling facilities. Do not re-use empty cans.

For best results, preparation is vitally important. When repainting always ensure that the adhesion of old paint is sound before proceeding.

**For further information or to place an order, call  
Service Express direct: Phone - 1800 033 431  
or email at - [www.haymespaint.com.au](http://www.haymespaint.com.au)**