

Rustlock

Rustlock Gloss





Product Base Code: RLG



Product Description

An easy-to-use, water-based enamel paint specifically formulated for use on exterior metal surfaces that is tintable to a broad range of colours. Applied correctly, RustLock is guaranteed for 7 years*.

Key Features & Benefits

			
Exterior use	Water wash-up	Coverage Up to 14 sqm/L	Recoat 2 hrs

Anti - corrosion protection	Protects metal surfaces against rust
Fast drying	Quick 2-hour recoat

Where to use

Substrate : Aluminium, Previously Painted Surface, Steel, Zinc treated steel and Wrought Iron

Not recommended for roofing or automotive use

Typical Properties

Colour	White, Ultra Deep Tint and Extra Dark Tint
Application method	Brush, roller, airless spray
Gloss level	20° 35 - 40, 60° 77 - 82
Clean-up	Water
Dry time - touch dry	20 minutes
Dry time - recoat	2 hours
Coverage	Up to 14 sqm/L dependent upon surface porosity, profile and method of application.
Sizes	500mL, 1L and 4L

Precautions

- Do NOT apply if the ambient temperature is less than 10°C or greater than 35°C or if conditions will drop below 10°C during the drying period. Under warmer conditions refer to thinning advice.
- All times quoted assume ambient conditions of 25°C and 50% relative humidity. At cooler temperature or higher humidity, drying times will be extended.
- Do NOT apply if rain or dew is expected within 24 hours of application.

Precautions

- Provide adequate ventilation during application and the drying period.
- Do NOT paint in direct sunlight.
- Under normal conditions, the coating may require up to seven days curing to develop hardness and properties.
- Please check the colour for accuracy prior to application. Haymes Paint accepts no responsibility for the application of incorrect colours.

Surface Preparation

Previously painted surface	<ol style="list-style-type: none"> 1. Scrape off loose and flaking paint and make sure the remainder is firmly attached. 2. Sand glossy surfaces and enamels thoroughly and wipe clean. 3. Remove all rust by abrasive blasting or mechanical sanding. 4. Prime treated and bare areas with one coat of RustLock Anti-Corrosive Metal Primer. 5. In highly corrosive environments or within 2 kilometre of the sea, apply two coats of RustLock Anti-corrosive Metal Primer.
Metal (ferrous), steel, wrought iron	<ol style="list-style-type: none"> 1. Remove all grease, dirt and other surface contaminants. 2. Remove all rust by abrasive blasting or mechanical sanding. 3. Prime treated and bare areas with one coat RustLock Anti-Corrosive Metal Primer.
Aluminium	<ol style="list-style-type: none"> 1. Remove all grease, dirt and other surface contaminants.
Zincalume® and galvanized iron	<ol style="list-style-type: none"> 1. Remove all grease, dirt and other surface contaminants. 2. Remove all rust by abrasive blasting or mechanical sanding. 3. Avoid applying RustLock Derustit Rust Converter to Zinc coated areas. 4. Prime treated and bare areas with one coat RustLock Anti-Corrosive Metal Primer.
IMPORTANT:	You must consult the installation guide of the construction product you are using for information on coatings and finishing guide to determine product suitability prior to commencing work. For further information and product specification consult a Haymes Paint representative on 1800 033 431.

Application

- Stir thoroughly before and during application using a broad flat stirrer.
- Apply two coats.
- Application methods:
 - Brush: Use a quality synthetic brush.
 - Roller: Use a 4-6 mm nap length on smooth surfaces.
 - Spray: Airless Spray, High Volume Low Pressure (HVLP).

Thinning

May be thinned with up to 100mL of water per litre for spraying. Apply subsequent coat/coats un-thinned. Clean equipment with water immediately after use.

Care and Maintenance

New paintwork should not be exposed to steam or condensation for 48 hours. Protect the coating from abrasive contact for 7 days. This product should be washed only with a mild detergent solution. Wash down periodically to refresh and preserve the coating.

Storage

Read the Safety Data Sheet (SDS) for this product for specific directions on storage (section 7 of the SDS) and transport (section 10 of the SDS). To obtain a copy of the SDS, go to the Haymes Paint website, <https://www.haymespaint.com.au/products/technical/product-data-sheets-and-safety-data-sheets/>, or contact Haymes Service Express on 1800 033 431. Containers must be secured and stored upright during transit. Protect from extremes of temperature. Store in a cool, dry, well-ventilated place and out of direct sunlight. Check regularly for leaks. Ensure the container label remains legible for future identification and usage.

Warranty

Haymes guarantees that the RustLock paint system will prevent the development of rust on properly prepared surfaces, as per Haymes' instructions, for a period of 7 years. Damage to the surface voids a warranty, explicit or implied. If the Haymes RustLock system fails to prevent rust formation within 7 years of application, Haymes will provide sufficient product to recoat affected areas free of charge. This warranty does not cover any labour charges.

Safety & First Aid

Read the Safety Data Sheet (SDS) for this product, prior to using this product. The SDS contains important information on how to use this product safely including hazards and precautions, personal protective equipment, storage and first aid in the event of an emergency. To obtain a copy of the SDS, go to the Haymes Paint website, <https://www.haymespaint.com.au/products/technical/product-data-sheets-and-safety-data-sheets/>, or contact Haymes Service Express on 1800 033 431.

If the product is swallowed, phone the Poisons Information Centre on 13 11 26 or contact a Doctor. Keep out of reach of children. Avoid contact with skin and eyes. Wear suitable, protective clothing, eye protection and impervious gloves when mixing and using.

Protect our Environment

Do NOT pour any leftover product down the drain. Retain in a marked, sealed container for future use or disposal via chemical waste collection programs such as Paintback®. Visit www.paintback.com.au for details of your nearest depot. Dried empty containers can be recycled and should be disposed of via recycling facilities.

Manufacturer's comment

This product has been designed as part of an integrated application system. Use with any other manufacturer's product(s) or failing to follow application instructions, could result in detrimental effects on product performance, for which Henry Haymes Pty. Ltd. cannot be held responsible. Important safety information is available on the Safety Data Sheet available from Haymes Paint website www.haymespaint.com.au. Further information about other Haymes products recommended to be used in conjunction with this product are available from the website in the form of Product Data Sheets in relation to those products. We are continually updating materials and methods, so please ensure you have the latest information on the Haymes Paint website.

Disclaimer

The information provided in this Product Data Sheet is correct at the time of preparation, but is subject to change. It is your responsibility to check the Haymes Paint website at www.haymespaint.com.au to ensure that you have the most current Product Data Sheet. Product application and performance is affected by environmental conditions at the time of application and drying. Paint applied in conditions outside of what is recommended may dry more slowly or be less durable, or produce a less uniform appearance.

Version



Australia's first family of paint. SINCE 1935

Product Data Sheet

Version and Date Issued	Version 2.0 Date 28/09/2021
Supersedes	Version 1.0 Date 1998

Henry Haymes Pty Ltd
A.B.N. 14 004 201 638
Waringa Drive
Wendouree Industrial Park
Ballarat Vic 3355
Freecall 1800 033 431
www.haymepaint.com.au