

PRODUCT DATA SHEET

HAYMES COLOUR SELETOR POTS



GENERAL DESCRIPTION

A water based low sheen wall finish, which dries with a slight side sheen. May be used on exterior sheltered masonry as well as interior wall surfaces.

USES

The intended use of Haymes Colour Selector Pots is to enable a test area to be painted to assess suitability of colour. Haymes Colour Selector Pots provide an inexpensive method of testing different shades of colours and allowing you to mix and match with furniture and décor.

COLOURS

Available in a range of bases, which allow machine tinting to a wide range of popular colours. Bases available are Blue, Dark, Green, Mid Tone, Red, Red Oxide, Ultra Deep, Yellow Oxide, White, Extra Dark, Yellow and Orange.

SIZES

Available in 500ml.

COVERAGE

Coverage up to 16 square meters per litre depending upon surface porosity and application method.

APPLICATION TOOLS

Roller, Brush or Airless Spray.

PROVIDE ADEQUATE VENTILATION DURING USE.

DRYING TIMES

Touch Dry Time – 20 minutes.

Recoat Dry Time - 2 hours.


Drying times refer to normal conditions (25°C, 50% humidity). Under cooler, humid or still conditions, longer drying times may be necessary.


DO NOT USE IN TEMPERATURES BELOW 10°C OR ABOVE 30°C.

DANGEROUS GOODS CLASSIFICATION


Not classified as Dangerous Goods.

QUICK CHECK

 Interior/Exterior

 Water Wash Up

 Roller, Brush or Spray

 Recoat – 2 hours

SURFACE PREPARATION

Previously Painted Surfaces:

Scrape off loose and flaking paint, wash surface with Haymes Uni-Kleen Sugar Soap. Fill nail holes, cracks and imperfections, sand smooth and dust down. Sand gloss and semi gloss surfaces thoroughly and wipe clean. Apply one coat of Haymes Acrylic Sealer Undercoat.

New Paper Faced Plasterboard, Fibrous or Set Plaster:

Fill imperfections with Haymes Unifill and sand smooth and dust down. Apply one coat of Haymes Paperfaced Plaster Board Sealer, alternatively apply one coat of a selected Haymes Paint product.

Fibro, Masonry, Brick, Render or Concrete:

Ensure that surface is clean. Fill imperfections with Haymes Unifill, sand smooth and dust down.

New Hardboard: Fill imperfections with Haymes Unifill and sand smooth then dust down. Apply either two coats of Haymes Acrylic Timber Primer or one coat of Haymes Sealer Binder, to avoid tannin stains bleeding through subsequent coats.

FINISHING

Apply two or more coats of Haymes Colour Selector as required to achieve full colour.

THINNING & CLEAN UP

Thinning is not recommended. Clean equipment with water immediately after use.

COATING CONDITIONS

Do not apply if the temperature is below 10°C or above 30°C. Provide adequate ventilation with good airflow. Avoid painting in direct sunlight.

STORAGE

Protect from extremes of temperature. Store between 5°C and 30°C.

PRECAUTIONS

- **Safety & First Aid Directions:** Provide adequate ventilation with sufficient air flow for a comfortable working atmosphere. If swallowed **DO NOT INDUCE VOMITING** drink plenty of water and seek medical advice. Contact a Doctor or Poisons Information Centre (Phone 131126). If skin contact occurs, remove contaminated clothing and wash skin thoroughly with soap and water. If irritation occurs seek prompt medical advice. In case of eye contact, hold eyes open and flood with running water for at least 15 minutes seek medical advice if irritation persists. **KEEP OUT OF REACH OF CHILDREN.**
- **Protect Our Environment:** **DO NOT** pour left over product down the drain. Retain it in a marked sealed container for future use or disposal via chemical waste collection programs. Dried empty cans can be recycled and should be disposed of via council metal recycling facilities. Do not re-use empty cans.
- **Fire:** Low hazard, water based product. Use water, carbon dioxide or dry chemical agent to extinguish burning dried residue. Avoid breathing products of combustion.

For best results, preparation is vitally important when repainting. Always ensure that the adhesion of old paint is sound before proceeding.

**For further information or to place an order, call
Service Express direct: Phone - 1800 033 431
or email at - www.haymepaint.com.au**