

PRODUCT DATA SHEET

HAYMES MASTERPIECE

CEILING WHITE

Haymes
THE GREAT AUSTRALIAN PAINT



GENERAL DESCRIPTION

A water based premium quality, acrylic, flat paint for use on interior ceilings.

USES

Suitable for interior paper faced plasterboard and fibrous or set plaster.

COLOURS

Available in White which allows machine tinting to a wide range of fashionable colours. Tinter, if added, should be thoroughly stirred or shaken into the paint immediately upon addition. This product is not tint strength aligned, use only 75% of the tint formula or colours will appear darker.

SIZES

Available in 1 Litre, 4 Litre, 10 litre and 15 Litre.

COVERAGE

Up to 16 square meters per litre depending upon surface porosity and application method.

APPLICATION TOOLS

Roller, Brush or Airless Spray.

PROVIDE ADEQUATE VENTILATION DURING USE.

DRYING TIMES

Touch Dry Time – 20 minutes.

Recoat Dry Time - 2 hours.





Drying times refer to normal conditions (25°C, 50% humidity). Under cooler, humid or still conditions, longer drying times may be necessary.

DO NOT USE IN TEMPERATURES BELOW 10°C OR ABOVE 30°C.

DANGEROUS GOODS CLASSIFICATION

Not classified as Dangerous Goods.

QUICK CHECK

-  Interior
-  Water Wash Up
-  Roller, Brush or Spray
-  Recoat – 2 hours

Previously Painted Surfaces:

Scrape off loose and flaking paint, make sure the remainder is firmly attached, wash down to remove dirt, grease and mould with Haymes Unikleen Sugar Soap. Rinse with clean water, allow to dry and fill nail holes, cracks and imperfections with Haymes Unifill. Sand smooth and dust down. Apply one coat of Masterpiece Sealer Undercoat. Prime bare timber or metal areas with the appropriate primer.

New Paper Faced Plasterboard: Fill imperfections with Haymes Unifill, sand smooth and dust down. Apply one coat of Masterpiece Sealer Undercoat.

Fibrous or Set Plaster: Fill imperfections with Haymes Unifill, sand smooth and dust down. Apply one coat of Haymes Sealer Binder and allow to dry 16 hours prior to recoating.

FINISHING

Apply two coats of Haymes Masterpiece Ceiling White.

THINNING & CLEAN UP

Thinning is not recommended. If thinning required for spraying add up to 100ml of water per litre. Clean equipment with water immediately after use.

COATING CONDITIONS

Do not apply if the temperature is below 10°C or above 30°C. Provide adequate ventilation with good airflow. Avoid painting in direct sunlight.

STORAGE

Protect from extremes of temperature. Store between 5°C and 30°C.

SURFACE PREPARATION

PRECAUTIONS

- **Safety Directions:** **Keep out of reach of children.** DO NOT SWALLOW. Harmful: may cause lung damage if swallowed. Avoid contact with skin and eyes. Wear suitable, protective clothing, eye protection and impervious gloves when using. Harmful by inhalation. Handling and usage of this product must be carried out under well-ventilated conditions that prevent inhalation of vapours. Use the appropriate breathing equipment when ventilation is restricted. Keep containers closed when not in use. This product is flammable, eliminate any source of ignition. DO NOT SMOKE. Used clean up rags may spontaneously ignite.
- **First Aid Directions:** If affected by inhalation, remove to fresh air. If breathing difficulties persists or occurs later, consult a doctor. If swallowed, **DO NOT INDUCE VOMITING**, drink plenty of water and seek immediate medical advice. Contact a doctor or Poisons Information Centre (Phone 13 11 26) if skin contact occurs; remove contaminated clothing and wash skin thoroughly with soap and water. If irritation occurs seek prompt medical advice. In case of eye contact, hold eyes open and flush with running water for at least 15 minutes and seek medical advice.
- **Protect Our Environment:** **DO NOT** pour left over product down the drain. Retain it in a marked sealed container for future use or disposal via chemical waste collection programs. Dried empty cans can be recycled and should be disposed of via council metal facilities. Do not re-use empty cans.

For best results, preparation is vitally important when repainting. Always ensure that the adhesion of old paint is sound before proceeding.

**For further information or to place an order, call
Service Express direct: Phone - 1800 033 431
or email at - www.haymespaint.com.au**