

PRODUCT DATA SHEET

HAYMES MASTERPIECE

LOW SHEEN ACRYLIC

Haymes
THE GREAT AUSTRALIAN PAINT



GENERAL DESCRIPTION

A water based premium quality 100% low sheen acrylic for use on exterior surfaces.

USES

As a high quality low sheen finish for a wide variety of substrates including masonry, brick, primed timber or metal.

COLOURS

Available in White, Mid Tone, Ultra Deep, Dark and Extra Dark Tint Base which allow machine tinting to a wide range of popular colours.

Tinter, if added, should be thoroughly stirred or shaken into the paint immediately after addition.

SIZES

Available in 1 litre, 4 litre and 10 litre. (15 litre also available in White).

COVERAGE

Approximately 16 square metres per litre depending upon surface porosity and application method.

APPLICATION TOOLS

Brush, Roller or Spray.

PROVIDE ADEQUATE VENTILATION DURING USE.

DRYING TIMES

Touch Dry Time - 20 minutes.

Recoat Dry Time - 2 hours.

Drying times refer to normal conditions (25°C, 50% humidity). Under cooler, humid or still conditions, longer drying times may be necessary.

DO NOT USE IN TEMPERATURES BELOW 10°C OR ABOVE 30°C.





DANGEROUS GOODS CLASSIFICATION

Not classified as Dangerous Goods.

SURFACE PREPARATION

Previously Painted Surfaces: Wash down to remove dirt, grease and mould with Haymes Uni-Kleen Sugar Soap. Rinse with clean water. Allow to dry. Fill nail holes, cracks and imperfections with Haymes Unifill. Sand smooth and dust down. Apply one coat of Haymes Acrylic Sealer Undercoat. Spot prime bare timber or metal areas with appropriate primer.

QUICK CHECK

-  Exterior
-  Water Wash Up
-  Brush, Roller or Spray
-  Recoat – 2 hours

APPLICATION

To avoid skin contact we recommend the use of disposable or rubber gloves. Stir thoroughly before and during application using a broad flat stirrer. Prior to commencing application to the whole job, test the colour on a scrap, off cut or inconspicuous area.

New Timber: Fill imperfections with Haymes Unifill (not Haymes Linseed Oil Putty). If finishing with white or pale coloured Masterpiece Low Sheen Acrylic prime timber with one coat of Haymes Wood Primer White. Allow a minimum of 24 hours before applying Masterpiece Low Sheen Acrylic. Dark colours do not require a primer.

Masonry, Fibro, Brick: Clean surface using Haymes Uni-Kleen Sugar Soap. Fill imperfections with Haymes Unifill, sand smooth and dust down. Apply one coat of Haymes Acrylic Sealer Undercoat.

Note: If painting asbestos cement, follow instructions as for masonry, fibro and brick but do not scrub or sand.

Galvanised Iron: Degrease new galvanised iron then wash down with a mild detergent solution and rinse with clean water. Apply one coat of Haymes Acrylic Galvanised Iron Primer to guard against white rust. Allow 4 hours before re-coating.

FINISHING

Apply 2 coats of Masterpiece Exterior Low Sheen Acrylic or 3 coats to bare timber by brush, roller or spray. Allow 2 hours before recoating.

THINNING & CLEAN UP

Thinning is not recommended. Clean equipment with water immediately after use.

CARE AND MAINTENANCE

Protect the coating from abrasive contact for 7 days. In dusty areas, wash down periodically with a mild detergent solution to refresh and preserve the coating.

PAINTING CONDITIONS

Do not apply if the temperature is below 10°C. While in hot weather, avoid painting in direct sunlight. Avoid applying externally in late afternoon in winter or in doubtful weather as frost, dew or rain is likely to impair gloss or

durability of the coating.

STORAGE

Protect from extremes of temperature. Store between 5°C and 30°C.

PRECAUTIONS

- **Safety Directions:** **KEEP OUT OF REACH OF CHILDREN** Avoid contact with skin and eyes and inhalation of vapour. Wear suitable, protective clothing, eye protection and impervious gloves when mixing and using. Handling and usage of this product must be carried out under well ventilation conditions that prevent inhalation of vapours, dust or mist.
- **First Aid Instructions:** If affected by inhalation, remove to fresh air. If breathing difficulty persists or occurs later, consult a doctor. If swallowed, **DO NOT INDUCE VOMITING**, drink plenty of water and seek medical advice. Contact a Doctor or Poisons Information Centre (Phone 131126). If skin contact occurs, remove contaminated clothing and wash skin thoroughly with soap and water. If irritation occurs seek prompt medical advice. In case of eye contact, hold eyes open and flood with running water for at least 15 minutes seek medical advice.
- **Protect Our Environment:** **DO NOT** pour left over product down the drain. Retain it in a marked sealed container for future use or disposal via chemical waste collection programs. Dried empty cans can be recycled and should be disposed of via council metal facilities. Do not re-use empty cans.

For best results, preparation is vitally important. When repainting always ensure that the adhesion of old paint is sound before proceeding.

**For further information or to place an order, call
Service Express direct: Phone - 1800 033 431
or email at - www.haymespaint.com.au**