





PRODUCT DATA SHEET HAYMES MASTERPIECE SEALER UNDERCOAT



QUICK CHECK

-  Interior
-  Water Wash Up
-  Roller, Brush or Airless Spray
-  Recoat – 2 hours

GENERAL DESCRIPTION

A water based general purpose sealer for interior ceilings and walls and exterior sheltered areas.

USES

For application to interior plasterboard and masonry. Not recommended on timber, hardboard or metal surfaces.

COLOURS

Supplied as White. Can be tinted to a range of popular colours. **Note** Not tint strength aligned with premium products. Recommended initial tinting at 50% of tint formulation. Tinter, if added, should be vigorously and thoroughly stirred or shaken into the paint immediately after addition. This is to ensure optimum colour development of the tinter.

SIZES

Available in 1 Litre, 4 Litre, 10 Litre and 15 Litres.

COVERAGE

Coverage of up to 16 square meters per litre depending upon surface porosity and application method.

APPLICATION TOOLS

Roller, Brush or Airless Spray.

PROVIDE ADEQUATE VENTILATION DURING USE.

DRYING TIMES

Touch Dry Time – 20 minutes.

Recoat Dry Time - 2 hours.

Drying times refer to normal conditions (25°C, 50% humidity). Under cooler, humid or still conditions, longer drying times may be necessary.

DO NOT USE IN TEMPERATURES BELOW 10°C OR ABOVE 30°C.

DANGEROUS GOODS CLASSIFICATION

Not classified as Dangerous Goods.

SURFACE PREPARATION

Previously Painted Surfaces:

Scrape off loose and flaking paint, wash surface with Haymes Uni-Kleen Sugar Soap. Fill nail holes, cracks and imperfections, sand smooth and dust down. Sand gloss and semi gloss surfaces thoroughly and wipe clean.

FINISHING

Haymes Masterpiece Sealer Undercoat can be finished with any of the Masterpiece Topcoats.

THINNING & CLEAN UP

May be thinned with up to 100ml of water per litre for first coat on porous surfaces. Clean equipment with water immediately after use.

COATING CONDITIONS

Do not apply if the temperature is below 10°C or above 30°C. Provide adequate ventilation with good airflow. Avoid painting in direct sunlight.

STORAGE

Protect from extremes of temperature. Store between 5°C and 30°C.

PRECAUTIONS

- **Safety Directions:** **Keep out of reach of children.** DO NOT SWALLOW. Harmful: may cause lung damage if swallowed. Avoid contact with skin and eyes. Wear suitable, protective clothing, eye protection and impervious gloves when using. Harmful by inhalation. Handling and usage of this product must be carried out under well-ventilated conditions that prevent inhalation of vapours. Use the appropriate breathing equipment when ventilation is restricted. Keep containers closed when not in use. This product is flammable, eliminate any source of ignition. DO NOT SMOKE. Used clean up rags may spontaneously ignite.
- **First Aid Directions:** If affected by inhalation, remove to fresh air. If breathing difficulties persists or occurs later, consult a doctor. If swallowed, **DO NOT INDUCE VOMITING**, drink plenty of water and seek immediate medical advice. Contact a doctor or Poisons Information Centre (Phone 13 11 26) if skin contact occurs; remove contaminated clothing and wash skin thoroughly with soap and water. If irritation occurs seek prompt medical advice. In case of eye contact, hold eyes open and flush with running water for at least 15 minutes and seek medical advice.
- **Protect Our Environment:** **DO NOT** pour left over product down the drain. Retain it in a marked sealed container for future use or disposal via chemical waste collection programs. Dried empty cans can be recycled and should be disposed of via council metal facilities. Do not re-use empty cans.

For best results, preparation is vitally important when repainting. Always ensure that the adhesion of old paint is sound before proceeding.

**For further information or to place an order, call
Service Express direct: Phone - 1800 033 431
or email at - www.haymepaint.com.au**