






NewLife®

Flat Enamel

Product Base Code: NFE

	Product Description						
	<p>Haymes Paint NewLife Enamel Flat is a premium quality oil-based paint which is ideal for use on interior walls and ceilings where a hard-wearing finish is required. Its high opacity and flat finish make it suited for hiding surface imperfections in walls and for covering stains on interior ceilings.</p>						
Key Features & Benefits							
 Interior use only	 Mineral Turpentine wash-up	 Coverage Up to 16 sqm/L					
		 Recoat 16 hrs					
		<table border="1"> <tr> <td style="background-color: #cccccc;">Subtle flat finish</td> <td>Minimal surface reflection</td> </tr> <tr> <td style="background-color: #cccccc;">High covering</td> <td>Smooth, easy application</td> </tr> <tr> <td style="background-color: #cccccc;">Excellent flow & leveling</td> <td>Ultra smooth finish</td> </tr> </table>		Subtle flat finish	Minimal surface reflection	High covering	Smooth, easy application
Subtle flat finish	Minimal surface reflection						
High covering	Smooth, easy application						
Excellent flow & leveling	Ultra smooth finish						

Where to use

Substrate : Masonry White Set Plaster and Plasterboard

Interior : Ceilings

Use on appropriately prepared interior ceiling surfaces such as plaster or masonry.

Typical Properties

Colour	White
Application method	Brush, roller, spray
Gloss level	60° 1.6 - 2.6, 85° 1.1 - 2.1
Clean-up	Mineral Turpentine
Dry time - touch dry	4 hours
Dry time - recoat	16 hours
Coverage	Up to 16 sqm/L dependent upon surface porosity, profile and method of application.
Colour description	White, Colours tinted from this product will give an approximate match only.
Sizes	1L, 4L, 10L
VOC	378 g/L
Volume solids	50%
Film build wet	62 µm

Film build dry	32 µm
----------------	-------

Precautions

- Do NOT apply if the ambient temperature is less than 10°C or greater than 35°C or if conditions will drop below 10°C during the drying period. Under warmer conditions refer to thinning advice.
- All times quoted assume ambient conditions of 25°C and 50% relative humidity. At cooler temperature or higher humidity, drying times will be extended.
- Provide adequate ventilation during application and the drying period.
- For bright and deep colours, to ensure colour accuracy and opacity, apply the specified tinted undercoat prior to the application of the top coat(s).
- Under normal conditions, the coating may require up to seven days curing to develop hardness and properties.
- If more than one can is required for the final coat, mix all cans together prior to commencing.
- Soak all cloths with traces of paint or solvent in water to prevent spontaneous combustion.
- Please check the colour for accuracy before application. Haymes Paint accepts no responsibility for the application of incorrect colours.
- All oil-based enamel paints will naturally yellow with age. This can be accelerated in areas with low amounts of natural light and is more visible with white or very light colours. To reduce the effects of yellowing we recommend: Providing maximum ventilation during application and drying. Avoid applying water-based paint in the vicinity of freshly painted enamel. Refrain from using household cleaners containing high levels of ammonia within the first month following application of the enamel. If there is a risk of yellowing Haymes Paint recommend the use of Haymes Paint Ultratrim Acrylic Enamel.

Surface Preparation

General surface preparation	All surfaces must be clean, bare, dry and free of wax, grease and other surface contaminants. Fill any cracks, nail holes or imperfections with the appropriate filler. Sand smooth and dust down. If mould is present, treat the surface with a mould remover to effectively eliminate the mould spores. All traces of mould must be removed prior to painting.
White Set plaster	Plaster must have cured for 28 days, check surface integrity, moisture content and pH. Apply one coat of Haymes Paint Ultralock to the correctly prepared surface.
Plasterboard	Ensure that the surface is clean and dry. Check jointing compound is fully cured and sanded. Apply one coat of Haymes Paint New Life Sealer Undercoat. For best topcoat properties lightly sand coating when dry before topcoating.

Application

- Stir thoroughly before and during application using a broad flat stirrer.
- Apply two coats.
- Application methods:
 - Brush: Use a quality synthetic brush.
 - Roller: Use a 11-12mm nap length on smooth to semi-smooth surfaces. A longer nap is required for textured or rough surfaces.
 - Spray: For airless spray use a 15-17 thou @ 2000-2500 psi.
- The use of low-pressure tips will require a lower pressure range.

Thinning

Thinning is not recommended unless spraying; add up to 100mL clean mineral turpentine per litre of product to achieve acceptable atomisation. Up to 50mL of mineral turpentine can be added per litre of product to ease application under very warm conditions.

Care and Maintenance

Protect the coating against abrasive contact for 7 days. After 7 days the surface can be cleaned with a mild detergent solution and a soft cloth.

Storage

Read the Safety Data Sheet (SDS) for this product for specific directions on storage (section 7 of the SDS) and transport (section 10 of the SDS). To obtain a copy of the SDS, go to the Haymes Paint website, <https://www.haymespaint.com.au/products/technical/product-data-sheets-and-safety-data-sheets/>, or contact Haymes Service Express on 1800 033 431. Containers must be secured and stored upright during transit. Protect from extremes of temperature. Store in a cool, dry, well-ventilated place and out of direct sunlight. Check regularly for leaks. Ensure the container label remains legible for future identification and usage.

Safety & First Aid

Read the Safety Data Sheet (SDS) for this product, prior to using this product. The SDS contains important information on how to use this product safely including hazards and precautions, personal protective equipment, storage and first aid in the event of an emergency. To obtain a copy of the SDS, go to the Haymes Paint website, <https://www.haymespaint.com.au/products/technical/product-data-sheets-and-safety-data-sheets/>, or contact Haymes Service Express on 1800 033 431.

If the product is swallowed, phone the Poisons Information Centre on 13 11 26 or contact a Doctor. Keep out of reach of children. Flammable liquid and vapour. Harmful if inhaled. May cause drowsiness or dizziness. Avoid breathing vapours. Only use this product in a well ventilated space and away from ignition sources. Avoid contact with skin and eyes. Wear suitable, protective clothing, eye protection and impervious gloves when mixing and using.

Protect our Environment

Do NOT pour any leftover product down the drain. Retain in a marked, sealed container for future use or disposal via chemical waste collection programs such as Paintback®. Visit www.paintback.com.au for details of your nearest depot. Dried empty containers can be recycled and should be disposed of via recycling facilities.

Manufacturer's comment

This product has been designed as part of an integrated application system. Use with any other manufacturer's product(s) or failing to follow application instructions, could result in detrimental effects on product performance, for which Henry Haymes Pty. Ltd. cannot be held responsible. Important safety information is available on the Safety Data Sheet available from Haymes Paint website www.haymespaint.com.au. Further information about other Haymes products recommended to be used in conjunction with this product are available from the website in the form of Product Data Sheets in relation to those products. We are continually updating materials and methods, so please ensure you have the latest information on the Haymes Paint website.

Disclaimer

The information provided in this Product Data Sheet is correct at the time of preparation, but is subject to change. It is your responsibility to check the Haymes Paint website at www.haymespaint.com.au to ensure that you have the most current Product Data Sheet. Product application and performance is affected by environmental conditions at the time of application and drying. Paint applied in conditions outside of what is recommended may dry more slowly or be less durable, or produce a less uniform appearance.

Version

Version and Date Issued	Version 2.0 Date 07/06/2022
Supersedes	Version 1.0 Date 21/10/2020

Henry Haymes Pty Ltd
A.B.N. 14 004 201 638
Waringa Drive
Wendouree Industrial Park
Ballarat Vic 3355
Freecall 1800 033 431
www.haymespaint.com.au