

# HAYMES PAINT INDUSTRIAL COATING SOLUTIONS

## 302 Quick Dry Enamel Colour

Product Code: I302

### Product description

Haymes Paint Industrial Coating Solutions 302 Quick Dry Enamel Colour is a fast drying and economical industrial alkyd enamel. Ideally suited for most industrial and commercial applications where quick and easy, low build protection of steel, aluminium or glass reinforced plastics is required. ICS 302 is suitable for interior and covered or sheltered exterior surfaces.



### Key Features

- ✓ Fast drying
- ✓ Available in 9 pre-milled colours
- ✓ Quick and easy application

### Where to Use (Substrates)

Mild steel, aluminium, galvanised iron, glass reinforced plastics (GRP) and previously painted substrates in sound condition

Product Name	Volume Solids %	Weight Solids %	Density g/mL	VOC g/L
302 Quick Dry Enamel Colours (Other)	45-55	50-65	1.080	417.8
302 Quick Dry Enamel Aluminium	44.6	51.4	0.965	469.0
302 Quick Dry Enamel White	47.0	59.9	1.123	450.4
302 Quick Dry Enamel Gloss Black	50.1	55.7	0.971	429.8









### Surface Preparation





<b>Mild Steel</b>	DTM: Sand with 240 Frecut. Primer: Apply Haymes Paint Industrial Metal Etch Primer or Haymes Paint Industrial Universal Primer. Sand with P600 wet or dry.
<b>Aluminium</b>	Primer: Apply Haymes Paint Industrial Metal Etch Primer. Sand with P600 wet or dry.
<b>Galvanised Iron</b>	Primer: Apply Haymes Paint Metal Etch Primer. Sand with P600 wet or dry.
<b>Glass Reinforced Plastics (GRP)</b>	Primer: Apply Haymes Paint Industrial Metal Etch Primer or Haymes Paint Universal Primer. Sand with P600 wet or dry.
<b>Previously painted Surfaces</b> (in sound condition)	Sand with P600 wet or dry.




**Special Notes:**

- All surfaces must be thoroughly sanded and cleaned with Haymes Paint Industrial Wax & Grease Remover prior to application.
- Surfaces must be clean, bare, dry and free of dust, wax, grease, surface contamination and oxidation prior to painting.
- Use white or light-coloured primers under bright yellows, oranges and reds, if required.
- ICS 302 is suitable for interior and covered or sheltered exterior surfaces. ICS 302 can be used on exterior surfaces such as farm equipment, trailers, and machinery, however the coating will fade and chalk if exposed to UV for a prolonged period. For optimum exterior performance consider using ICS 304 Polyurethane or ICS307 Isocyanate Free coatings.
- The above systems are examples only. For further information, please contact Haymes Paint on 1800 033 431

**Product Preparation**

	<ul style="list-style-type: none"> <li>• Stir or shake for a minimum of 10 minutes.</li> <li>• Never leave the mixture stand for more than 30 minutes before mixing.</li> </ul>			
 <b>Reducer</b>	Spray application: Up to 20% (v/v) Haymes Industrial Coating Solutions Enamel Thinner, if required. Brush application: Up to 15 % (v/v) Haymes Industrial Coating Solutions Brushable Enamel Thinner.			
 <b>Pot Life @ 25C</b>	N/A			
 <b>Spray viscosity @ 25C</b>	<b>BSB 4 Cup</b>	18 to 19s		
	<b>Ford 4 Cup</b>	16 to 17s		
<b>Spray Equipment</b>	<b>Gun type</b>	<b>Fluid tip</b>	<b>Spray pressure</b>	<b>Spray distance</b>
	<b>Gravity Feed</b>	1.3 to 1.5mm	2.0 – 2.4bar 30 - 35psi	15 - 20cm 6 - 8inch
	<b>Suction Feed</b>	1.3 to 1.5mm	2.0 – 2.4bar 30 - 35psi	15 - 20cm 6 - 8inch
	<b>HVLP</b>	1.3 to 1.5mm	0.4 - 0.7bar 6 - 10psi	15 - 20cm 6 - 8inch
	<b>Airless, Air Assisted, Electrostatic</b>	Consult the spray gun manufacturer's instructions.		

Product Preparation (continued)			
	<b>Number Of coats</b>	2	Apply one light coat followed by two even full coats. Avoid heavy wet coats.
	<b>DFT Recommended</b>	40-50 µm 2.0 mils	
	<b>Flash off time @ 25C</b>	5 mins between coats	
	<b>Drying</b>	<b>Air Dry @ 25°C</b>	Brushable recoat time: 4-5 hours Dry to handle: 4-5 hours
This data relates only to the material designated herein and does not apply to use in combination with any other material or any process. The data is not to be considered as a warranty or quality specification and we assume no liability in connection with its use.			

Before Use	
	Stir all products thoroughly each time before use. Stir the mixture well after the weigh out of components.
	Before application a colour comparison is <b>STRONGLY</b> recommended.
	Surface temperature must always be a minimum of 3°C above dew point.

Dry Film Properties (after 7 days drying, when compared to similar technology products)	
<b>Gloss 60/20</b>	High
<b>Water resistance</b>	Good
<b>Petrol resistance</b>	Good
<b>Durability</b>	Good

Equipment Cleaning
Use Haymes Paint Industrial Coating Solutions Enamel Thinner or Brushable Enamel Thinner.

### Storage

Read the Safety Data Sheet (SDS) for this product for specific directions on storage (section 7 of the SDS) and transport (section 10 of the SDS). To obtain a copy of the SDS, go to the Haymes Paint website, <https://www.haymespaint.com.au/products/technical/product-data-sheets-and-safety-data-sheets/>, or contact Haymes Service Express on 1800 033 431. Containers must be secured and stored upright during transit. Protect from extremes of temperature. Store in a cool, dry, well-ventilated place and out of direct sunlight. Check regularly for leaks. Ensure the container label remains legible for future identification and usage.

### Coverage

Approximately 6.0 m<sup>2</sup>/L @ recommended DFT.

Shelf Life: 36 months in an unopened container at room temperature away from sunlight.

### Safety & First Aid

For automotive and industrial use only by professional painters. Not recommended for sale to or use by the general public.

Read the Safety Data Sheet (SDS) for this product, prior to using this product. The SDS contains important information on how to use this product safely including hazards and precautions, personal protective equipment, storage and first aid in the event of an emergency. To obtain a copy of the SDS, go to the Haymes Paint website, <https://www.haymespaint.com.au/products/technical/product-data-sheets-and-safety-data-sheets/>, or contact Haymes Service Express on 1800 033 431.

If the product is swallowed, phone the Poisons Information Centre on 13 11 26 or contact a Doctor. Keep out of reach of children. Avoid contact with skin and eyes. Wear suitable, protective clothing, eye protection and impervious gloves when mixing and using.

### Protect our environment

Do NOT pour any leftover product down the drain. Retain in a marked, sealed container for future use or disposal via chemical waste collection programs such as Paintback®. Visit [www.paintback.com.au](http://www.paintback.com.au) for details of your nearest depot. Dried empty containers can be recycled and should be disposed of via recycling facilities.

### Manufacturer's comment

This product has been designed as part of an integrated application system. Use with any other manufacturer's product(s) or failing to follow application instructions, could result in detrimental effects on product performance, for which Henry Haymes Pty. Ltd. cannot be held responsible. Important safety information is available on the Safety Data Sheet available from Haymes Paint website [www.haymespaint.com.au](http://www.haymespaint.com.au). Further information about other Haymes products recommended to be used in conjunction with this product are available from the website in the form of Product Data Sheets in relation to those products. We are continually updating materials and methods, so please ensure you have the latest information on the Haymes Paint website.

### Disclaimer

The information provided in this Product Data Sheet is correct at the time of preparation, but is subject to change. It is your responsibility to check the Haymes Paint website at [www.haymespaint.com.au](http://www.haymespaint.com.au) to ensure that you have the most current Product Data Sheet. Product application and performance is affected by environmental conditions at the time of application and drying. Paint applied in conditions outside of what is recommended may dry more slowly or be less durable, or produce a less uniform appearance.

Henry Haymes Pty Ltd  
A.B.N. 14 004 201 638  
Waringa Drive  
Wendouree Industrial Estate  
Ballarat Vic 3350  
Free call 1800 033 431  
Free fax 1800 801 892  
[www.haymespaint.com.au](http://www.haymespaint.com.au)

Version	Version number	Date
Current	4	04/06/2024
Supersedes	3.0	18/11/2022