

PRODUCT DATA SHEET

HAYMES RUSTLOCK

METAL PRIMER



GENERAL DESCRIPTION

An easy-to-use, water-based primer specifically formulated to 'lock-out' corrosion on a wide range of metals. Applied correctly, RustLock is guaranteed for 7 years*.

VOC (g/L)

<16g/L

USES

Suitable on sheet metal, castings, wrought iron and steelwork. **This product is not recommended for roofing or automotive use.**

COLOURS

Available in grey.

SIZES Available in 500mL, 1 litre and 4 litre

COVERAGE

Up to 14 square metres per litre depending upon surface porosity and application method.

APPLICATION

Roller, brush or airless spray. **PROVIDE ADEQUATE VENTILATION DURING USE.**

DRYING TIMES

Touch Dry Time - 20 minutes.

Recoat Dry Time - 2 hours.

Drying times refer to normal conditions (25°C, 50% humidity). Under cooler, humid or still conditions, longer drying times may be necessary.

DO NOT USE IN TEMPERATURES BELOW 10°C OR ABOVE 30°C.

DANGEROUS GOODS CLASSIFICATION

Not classified as Dangerous Goods.

SURFACE PREPERATION





Previously Painted Surfaces: Scrape off loose and flaking paint and make sure the remainder is firmly attached. Sand glossy surfaces and enamels thoroughly and wipe clean.

Remove all rust by abrasive blasting or mechanical sanding. Do NOT apply RustLock Metal Primer where Derustit Rust Converter has been applied.

Prime appropriately prepared and bare areas with one coat RustLock Anti-Corrosive Metal Primer.

In highly corrosive environments or within 2 kilometre of the sea, apply 2 coats of RustLock Anti-Corrosive Metal Primer.

QUICK CHECK

-  Exterior
-  Water Wash Up
-  Brush, Roller or Airless Spray
-  Recoat – 2 hours

BARE STEEL, WROUGHT IRON:

Remove all grease, dirt and other surface contaminants. Remove all rust by abrasive blasting or mechanical sanding.

Prime appropriately prepared and bare areas with one coat RustLock Anti-Corrosive Metal Primer.

ZINCALUME® AND GALVANIZED IRON:

Remove all grease, dirt and other surface contaminants.

Remove all rust by abrasive blasting or mechanical sanding. Prime appropriately prepared and bare areas with one coat RustLock Anti-Corrosive Metal Primer. **ALUMINIUM:** Remove all grease, dirt and other surface contaminants.

FINISHING

Apply two coats of RustLock Water-Based Enamel Gloss Metal Paint by brush, roller or airless spray.

Allow to dry for 2 hours before re-coating.

THINNING & CLEAN UP

May be thinned with up to 100ml of water per litre for spraying. Apply subsequent coat/coats unthinned. Clean equipment with water immediately after use.

PAINTING CONDITIONS

Do not apply if the temperature is below 10°C. In hot weather, avoid painting in direct sunlight. Do not apply if rain or dew is likely during the drying period.

CARE AND MAINTENANCE

New paintwork should not be exposed to steam or condensation for 48 hours. Protect the coating from abrasive contact for 7 days. This product should be washed only with a mild detergent solution. Wash down periodically to refresh and preserve the coating.

STORAGE

Protect from extremes of temperature. Store between 5°C and 30°C.

WARRANTY: Haymes guarantees that the RustLock paint system will prevent the development of rust on properly prepared surfaces, as per Haymes' instructions, for a period of 7 years. Damage to the surface voids a warranty, explicit or implied. If the Haymes RustLock system fails to prevent rust formation within 7 years of application, Haymes will provide sufficient product to recoat affected areas free of charge. This warranty does not cover any labour charges.

PRECAUTIONS

- **Safety Directions:** Keep out of reach of children. Avoid contact with skin and eyes and inhalation of vapours. Wear suitable protective clothing, eye protection and impervious gloves when mixing and using. Handling and usage of this product must be carried out under well ventilated conditions that prevent inhalation of vapours.
- **First Aid Directions:** If affected by inhalation, remove to fresh air. If breathing difficulty persists or occurs later, consult a doctor. If swallowed, drink plenty of water and seek medical advice. Contact a doctor or Poisons Information Centre (Phone 13 1126). If skin contact occurs, remove contaminated clothing and wash skin thoroughly with soap and water. If irritation occurs seek prompt medical advice. In case of eye contact, hold eyes open and flush with running water for at least 15 minutes and seek medical advice.
NOTE: Further information is available in the form of Material Safety Data and Product Information Sheets from your local Haymes Paint Distributor or Freecall Haymes Paint on 1800 033 431. We are continually updating materials and methods, so please ensure you have the latest information.
- **Protect Our Environment:** Ensure paint does not get into gutters or drains. Retain in a marked sealed container for future use or disposal via special chemical waste collection programs. Dried empty containers can be recycled and should be disposed of via council recycling facilities. Do not re-use empty containers.

For best results, preparation is vitally important. When repainting, always ensure that the adhesion of old paint is sound before proceeding.

**For further information or to place an order, call
Service Express direct: Phone - 1800 033 431
or email at - www.haymespaint.com.au**